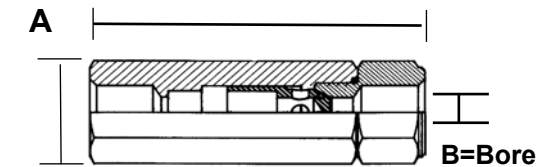



'CCV' Series Poppet Check Valves

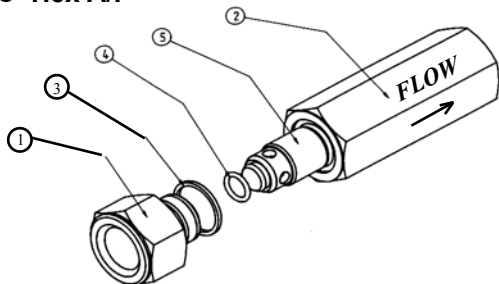
6,000 psi [Pn 414] Rated 10,000 psi [Pn 690] Rated

DESIGN FEATURES

- * Soft seal for bubble tight closing
- * Prevents reverse flow in circuits
- * Low pressure differential to effect seal
- * Stainless Steel spring for long life
- * Large bore for improved flow through the valve
- * Choice of thread forms
- * Versatile design for Male/Female or compression ends
- * Can be used on vent valve lines to prevent ingress into systems



C=Hex A/F



ITEM	COMPONENT	MATERIAL
1	END CAP	316 S 11 *
2	BODY	316 S 11 *
3	BODY SEAL	PTFE/VITON *
4	POPPET SEAL	VITON *
5	POPPET	316 S 11
6	SPRING	316 S 11

A1=O/Length for CCV-X versions
C = HEX A/F for CCV / CCV-X
D = Cracking Pressure - psi/Bar

Valve Size	A		A1	B	C	D	Wt Kgs	
	BSPP	TAPER					cv	xcv
04-1/8"	58	58	58	8	22/26	4/0.27	0.15	0.15
08-1/4"	58	58	58	8	22/26	4/0.27	0.15	0.15
10-3/8"	93	94	101	10	28/31	4/0.27	0.30	0.52
15-1/2"	97	98	105	10	28/31	4/0.27	0.35	0.46
20-3/4"	134	135	150	19	43/46	4/0.27	1.10	2.22
25- 1"	139	140	150	19	43/52	4/0.27	1.05	1.80

Sample Part Number **CCVHP0808NFS**

1/4" NPT 316 St. St. Check Valve, 8mm bore - 6,000 psi/Pn 414 Rated

VALVE PART NUMBER and ORDERING TABLE

Valve Series	Bore	Size	Threads	* Material	Options
CCVHP	08	08 - 1/4"	NF - NPT Female NM - NPT Male PF - BSPP Female PM - BSPP Male TF - BSPT Female TF - BSPT Male C2 - 2 FERRULE Imp M2 - 2 FERRULE Metric	A - Ali-Bronze D - 31803 Duplex U - 32760 S.Duplex H - Hasteloy I - Incoloy J - 6Mo M - Monel S - 316 SS	
6,000 psi/Pn414	10	10 - 3/8"			
CCVHX		15 - 1/2"			
10,000 psi/Pn690	19	20 - 3/4"			
		25 - 1"			



Quality, Integrity, Experience

Colson X-Cel Ltd, Park Works, Park Road, Elland,
West Yorkshire HX5 9HN United Kingdom

Tel: +44 (0) 1422 377 999 Fax: +44 (0) 1422 377 333
Web: www.colson.co.uk Email: sales@colson.co.uk