

DMF Series MONO Flange VALVES

Mono Flange Valves with OS&Y Primary Head unit.



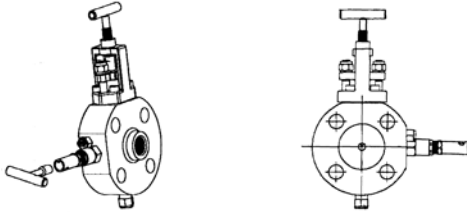
DESIGN FEATURES

- * Wide choice of Flange sizes and Pressure ratings.
- * OS & Y Primary Valve. Standard Head for Secondary Valve or choice of OS&Y unit
- * 2 piece stem with NON-Rotating tip as standard
- * Hard TIP for effective shut-off and life
- * Low operating torque, Back sealing on the stem
- * Smooth 7 turns from OPEN to CLOSE
- * Vent Valve has Anti-tamper Head unit fitted
- * 316 ss to NACE Specification
- * Choice of Block, Block & Vent or Block,Bleed & Vent.
- * Adjustable gland packing
- * Vent Port with socket pressure plug or Tube fitting
- * Full material traceability
- * Stem Seal below actuating threads to prevent contamination & gauling of threads
- * Top Sealing Metal/Metal bonnet seal for pressure tightness even at elevated temperatures

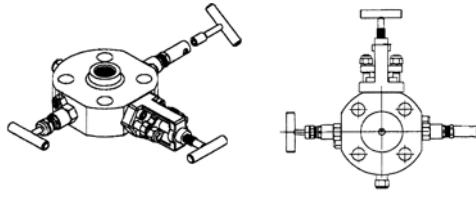
MFD Series - Block Only



MFE Series - Block & Bleed



MFR Series - Double Block & Bleed

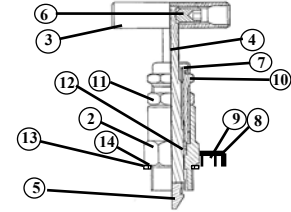
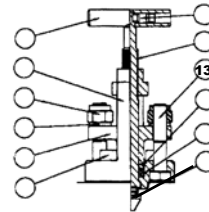


OS&Y HEAD ASSY

ITEM	COMPONENT	MATERIAL
1	FLANGE BODY	316 S 11 *
2	BONNET HOUSING	316 S 11 *
3	HANDLE	316 S 11
4	STEM	316 S 11 *
5	STEM TIP	17 / 4 PH *
6	GRUB SCREW	STAINLESS STEEL
7	YOKE NUT	STAINLESS STEEL
8	YOKE	316 S 11
9	SPRING WASHER	STAINLESS STEEL
10	CAP SCREW	STAINLESS STEEL
11	GLAND	316 S 11
12	GLAND PACKING	PTFE / GRAPHOIL
13	YOKE ADJUST BOLT	STAINLESS STEEL

NS HEAD ASSY

ITEM	COMPONENT	MATERIAL
1	BODY	316 S 11 *
2	BONNET HOUSING	316 S 11 *
3	HANDLE	316 S 11
4	STEM	316 S 11
5	STEM TIP	17 / 4 PH
6	GRUB SCREW	STAINLESS STEEL
7	DUST CAP	PVC
8	RETAINING CAM	STAINLESS STEEL
9	RETAINING SCREW	STAINLESS STEEL
10	GLAND ADJUSTER	316 S 11
11	LOCK NUT	316 S 11
12	GLAND PACKING	PTFE / GRAPHOIL
13	BONNET GASKET	316 S 11
14	BONNET SEAL	V PTFE



1"600lb Serrated Face Flanged Block & Bleed Valve [Needle/ Needle Configuration] & OS&Y Primary Isolate with PTFE/17-4PH Trim. 1/2"NPT [F] Outlet/1/4"NPT [F] Vent in 316ss

Part No.DMFEDF0825CB15NF1S

VALVE PART NUMBER and ORDERING TABLE

Series - Style	PRESSURE	BORE	Inlet Size/Type/Finish			Outlet Size/Type/Finish	Vent	* Material	Options
OS&Y			08	A=C150	A= Smooth B= Serrated C=RTJ	08		A - Ali-Bronze	AT Anti Tamper Head unit
DMFDA = Needle	F=Flange Rating	08	10 15 20 25 32 40 46 50 54	B=C300 C=C600 D=C800 E=C900 F=C1500 G=C2500		10 15 20 25	NF=NPT(F) NM=NPT(M) PF=BSPP(F) PM=BSPP(M) TF=BSPT(F) TM=BSPT(M)	0=No Vent 1=1/4"NPT 2=1/4BSPP 3=1/2"NPT 4=1/2BSPP 5=3/4"NPT 6=3/4BSPP 7=1"NPT 8=1"BSPP	C - C/Steel D - Duplex SS H - Hasteloy I - Incoloy M - Monel S - 316 SS X - SPECIAL
DMFED = N/N	THREADED-A=1,000/69 S=3000/207 P=6000/414 X=10000/690								
DMFFN = N/N/N									

We reserve the right to change specifications stated in this leaflet due to our continuing programme of development. All valves have 'T' Bar handle as standard. Anti-Tamper Keys are always supplied separately, for security



Quality, Integrity, Experience

Colson X-Cel Ltd, Park Works, Park Road, Elland, West Yorkshire HX5 9HN United Kingdom

Tel: +44 (0) 1422 377 999 Fax: +44 (0) 1422 377 333
Web: www.colson.co.uk Email: sales@colson.co.uk