


'DM'Series 'P' Style Double Block & Bleed

Modular Block & Bleed with Sample Probe Valves


FIRE-SAFE
TO
API 6D/ISO 10497*



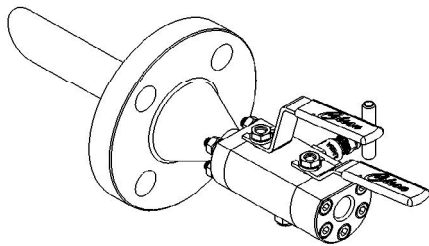
DESIGN FEATURES

ISOLATE VALVE :-

- * Top Selaing Bonnet style
 - * Wide choice of Flange and/or thread sizes and Pressure Class or psi/Bar ratings. [MODULAR DESIGN]
 - * Robust HIGH pressure DESIGNED to be maintained
 - * OS&Y Primary Isolate Valve optional
 - * **Large Head assembly for Primary Isolate**
 - * NON-Rotating hard tip for effective shut-off
 - * Back sealing on the stem & adjustable gland packing
 - * Stem Seal below actuating threads to prevent contamination and gauling of threads
 - * Metal/Metal bonnet seal for pressure tightness even at elevated temperatures.
 - * Choice of Block, Block & Bleed or Double Block& Bleed
 - * 316 ss to NACE Specification, Full material traceability
- #### VENT VALVE :- as above but including
- * Anti-Tamper Head unit as option
 - * Vent/outlet Port can be supplied with o.d. tube fitting

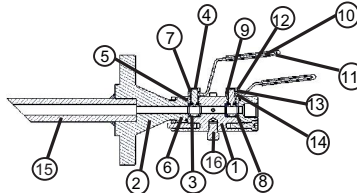
DM PCM

Double Block & Bleed -Ball/Needle/Ball Style-
With Non Return Valve and Nozzle fitted



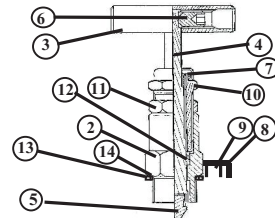
BALL VALVE ASSY

ITEM	COMPONENT	MATERIAL
1	VENT BODY	316 S 11
2	FLANGE BODY	316 S 11
3	BALL	316 S 11
4	STEM	316 S 11
5	STEM SEAL	PTFE/GRAPHOIL
6	SEATS	PTFE / PVDF/PEEK
7	TOP SEAL	RTFE/GRAPHOIL
8	END FLANGE SEAL	PTFE/GRAPHOIL
9	PIN	STAINLESS STEEL
10	LEVER HANDLE	STAINLESS STEEL
11	HANDLE SLEEVE	PVC
12	NUT	A4 ss
13	WASHER	A4 ss
14	SPACER	316 SS
15	PROBE	316 SS
16	VENT PLUG	316 SS



SNV HEAD ASSY

ITEM	COMPONENT	MATERIAL
1	BODY	316 S 11
2	BONNET HOUSING	316 S 11
3	HANDLE	316 S 11
4	STEM	316 S 11
5	STEM TIP	17 / 4 PH
6	GRUB SCREW	STAINLESS STEEL
7	DUST CAP	PVC
8	RETAINING CAM	STAINLESS STEEL
9	RETAINING SCREW	STAINLESS STEEL
10	GLAND ADJUSTER	316 S 11
11	LOCK NUT	316 S 11
12	GLAND PACKING	RTFE / GRAPHOIL
13	BONNET GASKET	316 S 11
14	BONNET SEAL	V PTFE



Part No DM PCMF1015CB15NF3S-78

1"600lb Serrated Face Flange Double Block & Bleed Sample Probe Valve in 316ss. Ball Valve Primary & Secondary Isolate, Needle vent valve with PTFE/17-4PH Trim. 1/2"NPT Outlet/1/4"NPT Vent. Probe length of 78mm.

VALVE PART NUMBER and ORDERING TABLE											
Series - Style	PRESSURE	BORE	Inlet Size/Type/Finish		Outlet Size/Type/Finish		Vent	* Material	Options	Probe Length	
DM PC	M=B/N/B	F=Flange Rating A=1,000/69 S=3000/207 P=6000/414 X=10000/690	10	08 A=C150	A= Smooth	08 A=C150	A= Smooth	1=1/4"NPT 2=1/4BSPP 3=1/2"NPT 4=1/2BSPP 5=3/4"NPT 6=3/4BSPP 7=1"NPT 8=1BSPP	A - Ali-Bronze C - C/Steel D - Duplex SS H - Hasteloy I - Incoloy M - Monel S - 316 SS X - SPECIAL	-Tg Tagging -H Handwheel -LK Locking Kit -AT AntiTamper Head Unit -ATK A/T Key -HW Handwheel 316 SS -Tg Tagging	Specify in mm
				10 B=C300	B= Serrated	10 B=C300	B= Serrated				
				15 D=C600	C=RTJ	15 D=C600	C=RTJ				
				20 E=C900	H=HUB	20 E=C900	H=HUB				
				25 F=C1500		25 F=C1500					
DM PC	N=N/N/N		40	32 G=C2500		32 G=C2500					
				46 NF=NPT(F)		46 NF=NPT(F)					
				50 NM=NPT(M)		50 NM=NPT(M)					
				54 PF=BSPP(F) PM=BSPP(M)		54 PF=BSPP(F) PM=BSPP(M)					

We reserve the right to change specifications stated in this leaflet due to our continuing programme of development. All Needle valves have 'T' Bar handle as standard. Anti-Tamper Keys are always supplied separately, for security. It is always advised that the valve is supported and not left to carry the weight of the pipework as damage may occur. * = API Flange 1-13/16" & 2-1/16".

Please Note:- Valves may be covered by a different Fire-Safe Standard due to the on going development of our range. Not all material, sizes and Class ratings have been tested

DM P-11/10



Website: www.colson.co.uk

e-mail: sales@colson.co.uk



Certificate No L R Q 0960294
ISO 9001 Registered

Park Works, Park Road, ELLAND
West Yorkshire. HX5 9HN - England

Tel +44 (0) 845 094 3780
Fax +44 (0) 845 094 3790